

Exploring Phrases – Who is it?

Purpose

This activity introduces pupils to short phrases that people might use to talk about themselves.

Objective

- ✓ to develop listening skills
- ✓ to interpret information and organise it
- ✓ to make links between pieces of information
- ✓ to articulate precisely the reasoning process

Preparation - per group of 3

- 1 set of picture cards and 1 set of phrase cards

Starter

Give out the phrase cards.

Ask pupils to sequence phrases in the order in which you say them, and repeat them after you.

Ask pupils to sort the cards into groups.

After 5 minutes ask groups how they chose to sort.

Activity 1

Check the meaning of the words and phrases they think they know. Listen to the pronunciation of the words and practice repeating them.

What other strategies do they think they could employ to work out phrases they don't know?

Ask each group to sort the cards to match the characters in the story.

Ask each group to feed back by describing a character and explaining its decisions.




Activity 2

Phrases could be used for role play/puppet dialogues.

Debrief

Ask class what they have discovered about language and how they discovered it.





Je suis vieille	Je suis vieux	Je suis rose	J'aime faire la cuisine	J'aime galoper dans les champs
J'habite dans une petite maison	J'habite dans une petite maison avec un jardin	J'habite dans une porcherie	J'aime faire le jardin	J'aime rouler dans la boue
Je suis petit	Je suis marron	Je suis gris	J'aime nager dans la rivière	J'aime croquer les bonhommes de pain d'épices
J'habite dans une forêt	J'habite dans un champ	J'habite dans une écurie	J'aime manger l'herbe	J'ai envie de manger